

How Healthy is Your Heart?

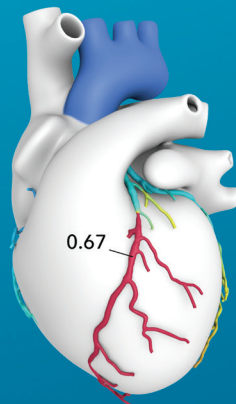


Image is not representative of actual product.

Coronary Heart Disease

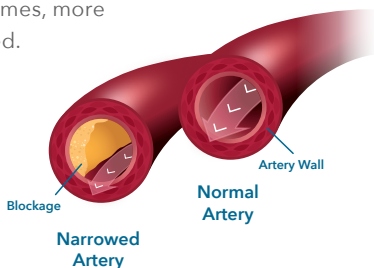
Coronary heart disease (CHD) is the most common type of heart disease and it is estimated that 2.3 million British people currently live with the disease¹. Common symptoms of CHD include chest pain or tightness, shortness of breath and heart palpitations. Some patients may have no symptoms.

CHD is usually caused by blockages in the blood vessels that supply blood to your heart muscle. These blockages may limit blood flow to your heart and increase your risk of a heart attack.

Diagnosing CHD


When you have symptoms of CHD, your GP or doctor at a rapid access chest pain clinic may order a computerised tomography (CT) scan to look for blockages in your arteries.

Sometimes, a CT scan provides enough information. Other times, more information is needed.



The HeartFlow Analysis

The HeartFlow Analysis is an advanced test that is being championed by the NHS. It uses the latest medical imaging technology and data analysis to show how each blockage impacts blood flow to your heart.



It provides helpful information that your doctor can use to determine the next step in your treatment plan.



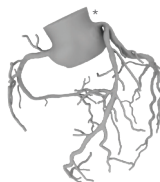
The HeartFlow Analysis

1



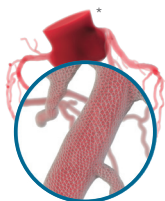
Your doctor will order a **CT scan** to look for blockages in your heart. If the scan shows signs of disease, your doctor may order a HeartFlow Analysis.

2



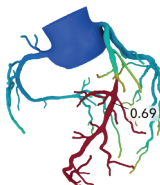
Using your CT scan, the HeartFlow Analysis creates a **computerised 3D model** of your coronary arteries. The test does not require you to make another appointment and there is no additional risk.

3



With trained specialists and powerful computers, the HeartFlow Analysis **calculates how much each blockage limits your blood flow.**

4



Within a matter of hours, your doctor receives a digital, colour-coded, 3D model of your blood flow. This helpful information gives you and your doctor the answers needed to **determine the next step in your treatment plan.**

Ask your doctor if the HeartFlow Analysis is right for you.
To learn more, visit heartflow.com.



1400 Seaport Blvd, Bldg B | Redwood City, CA 94063 | United States | ph: +1.650.241.1221

*Image is not representative of actual product.

¹ British Heart Foundation. (2018). CVD Statistics - BHF UK Factsheet. Retrieved from <https://www.bhf.org.uk>.

The HeartFlow Analysis is intended to support the functional evaluation and assessment of coronary artery disease by qualified clinicians.

© 2018 HeartFlow, Inc. All rights reserved. HeartFlow and the HeartFlow logo are among the trademarks of HeartFlow, Inc.

The HeartFlow FFR_{CT} Analysis has received FDA clearance, is CE-marked, and is commercially available in the United States, Europe, Japan, and Canada.

45615697 v1